

The background of the entire page is a textured, light brown paper. In the top-left and bottom-right corners, there are sprigs of green leaves with long, pointed, serrated edges and prominent veins. A dark blue horizontal bar is positioned on the right side of the page, containing the company name.

EastWaste

ANNUAL REPORT
2022-2023





East Waste is a leader in the behaviour change and education space in South Australia and has established on-going partnerships with a number of organisations to ensure that we are driving change through the communities that we serve.

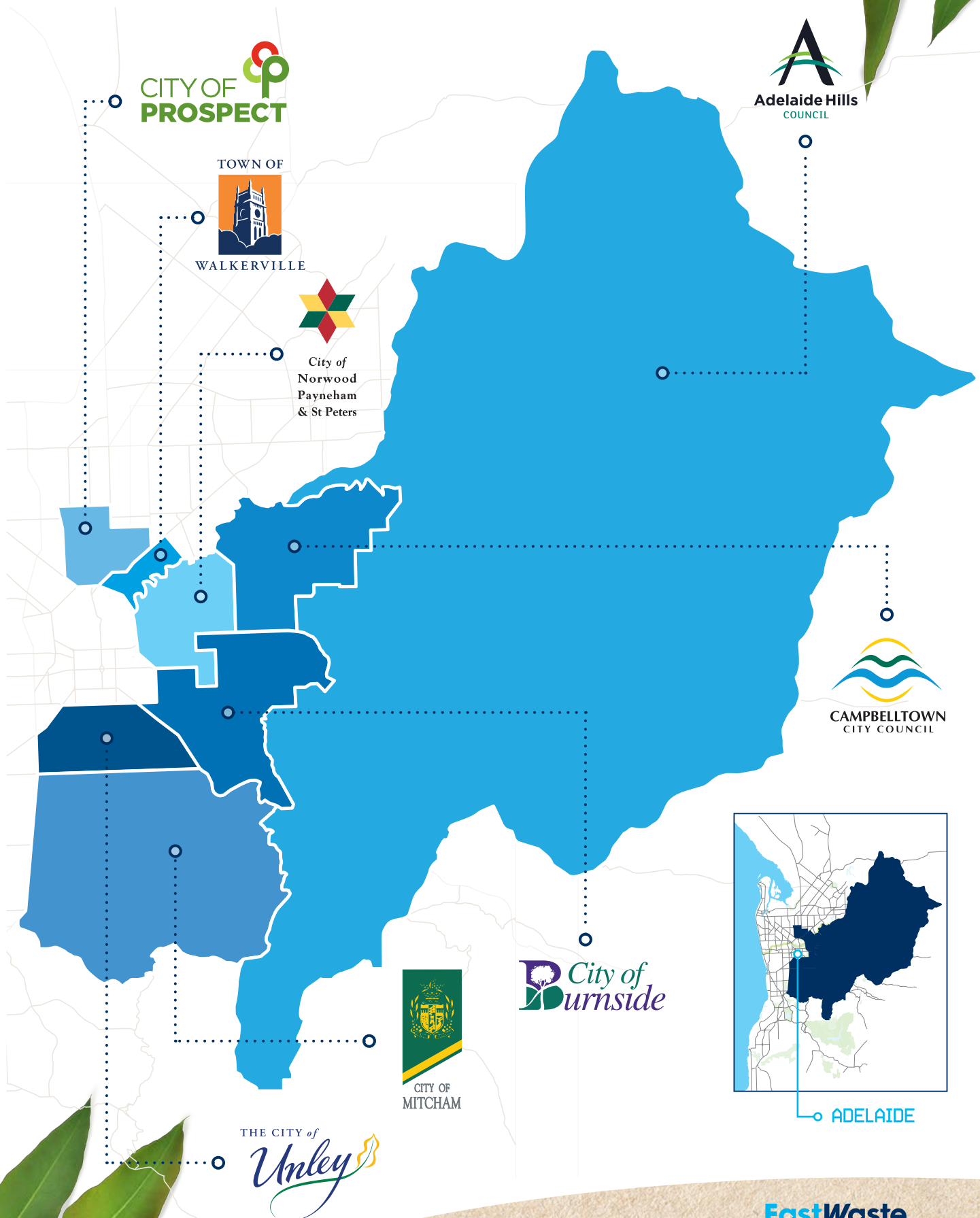
EastWaste

Contents

CHAIRPERSON'S REPORT	5
GENERAL MANAGER'S REPORT	9
GOVERNANCE	13
FINANCIAL STATEMENTS	15



East Waste Service Area



Chairperson's Report


I am pleased to present my fourth Annual Report as the Chairperson of East Waste, covering the 2022/2023 financial year. This year has been marked by a number of key milestones as we continued to focus on our strategic vision “to be the leading waste logistics company in Australia through the delivery of innovative collection and resource management services to our Member Councils and their communities”.

Welcoming the City of Unley as a new member Council in August 2022 was a significant achievement for East Waste and helps to highlight the value that East Waste brings to our member Councils and their Communities. The addition of our eighth (8) member council underlines our commitment to fostering collaboration and ensuring sustainable waste management solutions for our growing community of Member Councils. The ability for the collective East Waste team to effectively plan and remain adaptable resulted in the onboarding of the City of Unley being a seamless transition.

Our Audit and Risk Management Committee has continued to provide invaluable advice on risk management, financial stewardship, and

governance which have been pivotal to our sustained success. I would like to extend my appreciation to all Committee members for their ongoing support and advice.

East Waste's dedication to driving behavioural change and education in South Australia remains a cornerstone of our mission. We have established enduring partnerships with key organisations such as Green Industries and KESAB to champion change within the communities we serve. These partnerships enable us to provide accurate and timely information to our communities, facilitating a transition toward sustainable waste management practices outlined in our 2030 Strategic Plan.



Chairperson's Report

In line with the local government elections we saw a notable transformation in our Board's composition.

This shift brought about fresh perspectives and diverse expertise during the 2022/2023 financial year. The new additions are poised to reinforce the Board's capacity to drive favourable outcomes for East Waste and our Member Councils.


I would like to take this opportunity to extend my appreciation to both our current and departing Board members for their valuable contributions. Your dedication and insights have been instrumental in steering East Waste, and your continued support is pivotal as we continue to innovate and lead change in the industry.

Drawing upon my extensive experience in the waste industry, I am excited about the ever-changing landscape that lies ahead.

East Waste will continue to lead, evolve, and grow as we collectively address the challenges and opportunities that shape the future of waste management. I look forward to another year of progress and innovation as we work together to create a financially and environmentally sustainable future.



Fraser Bell
Independent Chairperson





EastWaste

In 2022-2023 East Waste...



116,820 TOTAL TONNAGES
COLLECTED



9,800,000⁺ ANNUAL BIN
COLLECTIONS



21,904 HARD WASTE COLLECTIONS
COMPLETED



2,950 HARD WASTE TONNES
CONVERTED TO FUEL



58% OF MATERIAL DIVERTED
FROM LANDFILL



50 COLLECTION
VEHICLES



8,421 BIN REPAIRS UNDERTAKEN
BY THE MOBILE TEAM



4,091 BIN DELIVERIES
COMPLETED



93,750 ENQUIRIES RECEIVED
& RESOLVED



12,189 MATTRESS'S COLLECTED
AND RECYCLED



6,185 ADDITIONAL BIN PERMITS
APPROVED

General Manager's Report

This year has been a significant one for us, marked by a number of milestones and achievements. Our commitment to sustainability, innovation, and operational efficiency has ensured our success in delivering exceptional waste management services to our member Councils and their communities.

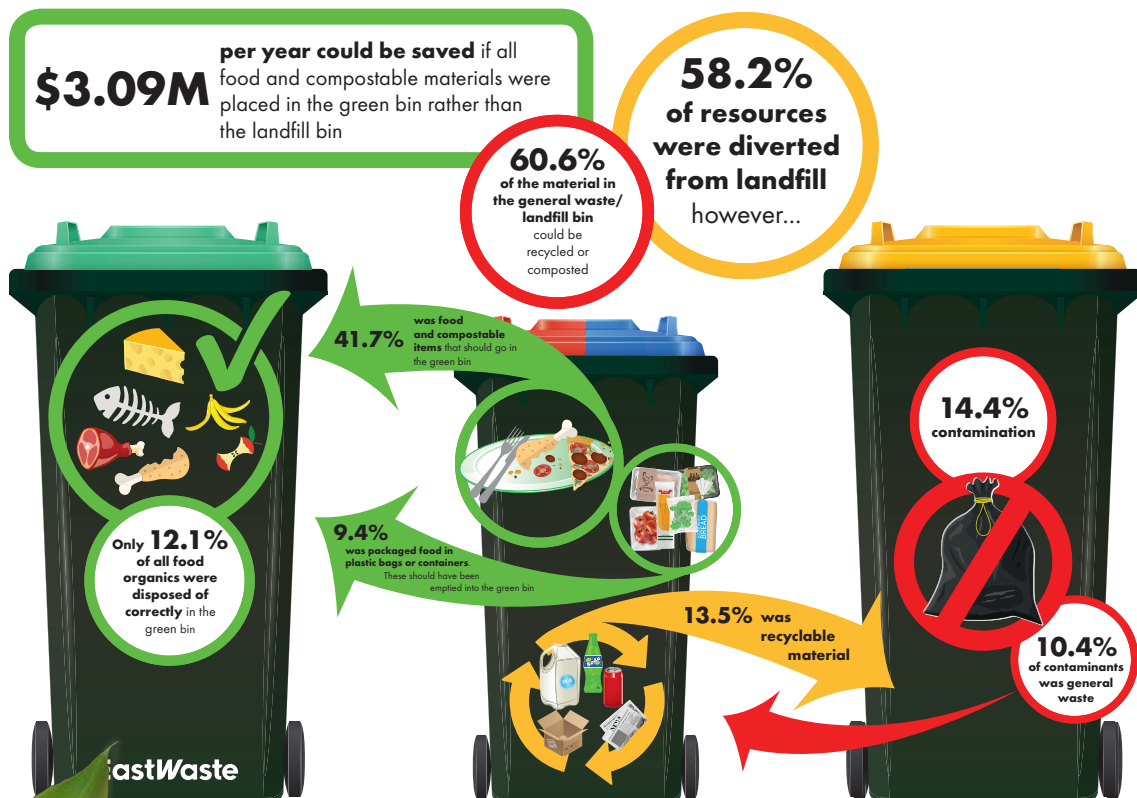
In August 2022, we were thrilled to welcome the City of Unley as a new Member Council. This is one of the most significant changes for East Waste in recent years, the new addition not only provided our existing Member Councils with reduced costs, it has also strengthened our regional network and opportunities for collective collaboration in waste management initiatives.

We look forward to working closely with the City of Unley who share our commitment to drive positive sustainability change.

During FY23, East Waste established crucial partnerships with two (2) leading recycling facilities being Central Adelaide Waste and Recycling Authority (CAWRA) and the Southern Region Waste Resource Authority (SRWRA). These strategic alliances have provided additional

recycling and circular economy flexibility whilst also enhancing our recycling capabilities and promoting sustainable waste practices. Our joint efforts continue to reduce the environmental impact of waste disposal and improve the circular economy within our region.

We continued our commitment to optimising waste segregation and recycling practices through comprehensive kerbside bin audits. These audits provided valuable insights into the composition of waste generated within our communities, enabling us to tailor educational campaigns and encourage responsible waste disposal habits. By promoting awareness and addressing contamination issues, we aim to continue to increase recycling rates, minimise costs and reduce waste/resources going to landfill.



General Manager's Report

In our pursuit of our strategic goal associated with reducing organic waste being sent to landfills, we have started working with a number of our Member Councils to investigate weekly Food/Organics bin collections (FOGO trials). FOGO trials will commence in FY24 and will see some of our member Councils introducing fortnightly waste collections services and weekly food/organics collections. These trials will provide valuable information and we anticipate seeing an improvement in waste/ landfill diversion as a direct result.

None of our accomplishments would have been possible without the dedication and hard work of our exceptional team. Their unwavering commitment to excellence, innovation, and customer service has been the driving force behind our continued success. I extend my deepest gratitude to all East Waste staff, Board and Audit & Risk Committee members for their efforts and passion in making a positive impact

on the environment and the communities we serve. As we conclude the 2023 fiscal year, I am proud of the progress we have made towards our vision of being the leading waste logistics company in Australia.

We remain steadfast in our commitment to sustainability, continuous improvement, and fostering strong relationships with our member Councils and stakeholders.



Rob Gregory
General Manager





EastWaste

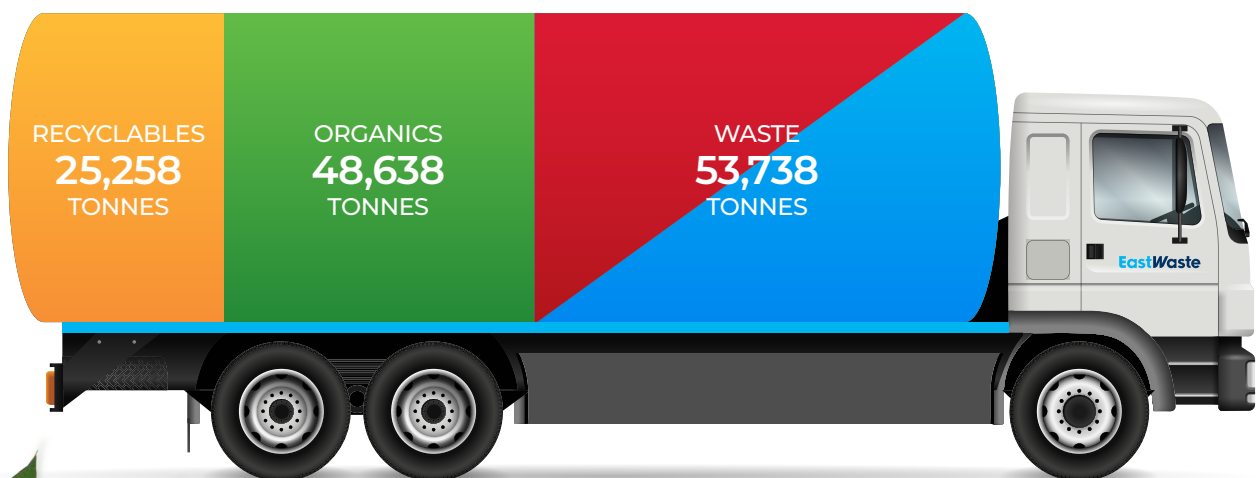
Kerbside Tonnages Collected



Member Council	Recyclables	Organics	Waste
Adelaide Hills Council	3,347	5,043	7,465
City of Burnside	3,816	7,704	7,021
Campbelltown City Council	4,024	8,000	9,932
City of Mitcham *	5,426	11,792	11,480
City of Norwood Payneham & St Peters	3,204	5,620	6,799
City of Prospect	1,695	3,393	3,878
City of Unley **	3,088	5,872	5,727
Town of Walkerville	658	1,214	1,436

*City of Mitcham undertakes the collection of Landfill for its residents

** City of Unley's collections commenced on 1 August, 2022 (11 months of collections).



East Waste Governance

East Waste is administered by a Board in accordance with the requirements of the Local Government Act, the East Waste Charter, and various other policies and codes.

The membership of the Board comprises of eight directors – one director appointed by each of the Member Councils, and one independent person who acts as Chair. The Board appoints a General Manager who is responsible for implementing

the decisions made by the Board and running the day-to-day operations of East Waste. The Board held seven formal meetings over the 2022-2023 financial year. The table below details Board Member attendance.

BOARD MEMBER	MEETINGS
Mr Fraser Bell (Chair)	7/7
Cr Linda Green (Adelaide Hills Council) *ceased November 2022	3/4
Mr Paul Di Iulio (Campbelltown City Council)	2/7
Mayor Heather Holmes-Ross (City of Mitcham)	7/7
Cr Mike Stock (City of Norwood, Payneham & St Peters) *ceased November 2022	4/4
Cr Rob Ashby (Corporation of the Town of Walkerville) *ceased November 2022	2/4
Cr Jenny Turnbull (City of Burnside) *ceased November 2022	2/4
Mr Sam Dilena (City of Prospect) *commenced September 2022	6/6
Mr Claude Malak (City of Unley) *commenced September 2022	5/6
Cr Claire Clutterham (City of Norwood Payneham & St Peters) *commenced January 2023	3/3
Cr Lucy Huxter (Adelaide Hills Council) *commenced January 2023	2/3
Mayor Melissa Jones (Corporation of the Town of Walkerville) *commenced January 2023	2/3
Cr Ted Jennings (City of Burnside) *commenced January 2023	2/3

East Waste Governance

DEPUTY DIRECTOR ATTENDANCE	MEETINGS
Mr Peter Tsokas (City of Unley)	1
Mr Peter Brice (Adelaide Hills Council)	1
Cr Victoria McFarlane (City of Norwood Payneham & St Peters)	2
Cr Jay Allanson (Corporation of the Town of Walkerville)	1
Mr Andrian Wiguna (Campbelltown City Council)	1

Audit and Risk Management Committee

In accordance with the requirements of the Local Government Act 1999, East Waste has an established Audit and Risk Management Committee (the Audit Committee).

The principal objective of the Audit Committee is to ensure that the East Waste Board meets its

legislative and probity requirements as required by the Local Government Act 1999 and other relevant legislation, standards and codes.

The Audit Committee held six formal meetings over the 2022-2023 financial year. The table below details Audit Committee Member attendance.

AUDIT & RISK MANAGEMENT COMMITTEE MEMBER	MEETINGS
Mr Fraser Bell (Independent Board Chair)	6/6
Cr Linda Green (Independent Member) *ceased as Board Member and was appointed Independent Member in February 2023	5/6
Ms Emma Hinchey (Independent Member and Chair)	6/6
Ms Sandra Di Blasio (Independent Member)	6/6
Mr Paul Di Iulio (Board Member) *appointed to the Board in April 2023	0/2

The Audited Financial Statements for the year ending 30 June 2023 are provided on the following pages.

EastWaste
FINANCIAL
STATEMENTS
2022-2023



Financial Statements

2022-2023

Certification of Financial Statements	17
Principal Financial Statements	
Statement of Comprehensive Income	18
Statement of Financial Position	19
Statement of Changes in Equity	21
Statement of Cash Flows	22
Notes to, and forming part of, the Principal Financial Statements	
Note 1 - Significant Accounting Policies	23
Note 2 - Income	29
Note 3 - Expenses	29
Note 4 - Asset Disposal	31
Note 5 - Current Assets	31
Note 6 - Property, Plant & Equipment	32
Note 7 - Liabilities	33
Note 8 - Cash Flow Reconciliation	35
Note 9 - Financial Instruments	36
Note 10 - Capital Expenditure Commitments	38
Note 11 - Leases	38
Note 12 - Post Balance Date Events	38
Note 13 - Related Party Transactions	39
Certification of Auditor Independence	40
Independent Auditor's Report	41

Financial Statements

2022-2023

CERTIFICATION OF FINANCIAL STATEMENTS

EASTERN WASTE MANAGEMENT AUTHORITY INC

Annual Financial Statements
for the financial year ended 30 June 2023


Certification of Financial Statements

We have been authorised by Eastern Waste Management Authority Inc. to certify the financial statements in their final form. In our opinion:

- the accompanying financial statements comply with the *Local Government Act 1999, Local Government (Financial Management) Regulations 2011 and Australian Accounting Standards*.
- the financial statements present a true and fair view of the Authority's financial position at 30 June 2023 and the results of its operations and cash flows for the financial year.
- internal controls implemented by the Authority provide a reasonable assurance that the Authority's financial records are complete, accurate and reliable and were effective throughout the financial year.
- the financial statements accurately reflect the Authority's accounting and other records.



Rob Gregory
Executive Officer



Fraser Bell
Chairperson

Date: 21 SEPTEMBER 2023

Financial Statements

2022-2023

STATEMENT OF COMPREHENSIVE INCOME for the year ended 30 June 2023

	Notes	2023 \$'000	2022 \$'000
INCOME			
User charges	2	21,188	16,579
Investment income	2	46	10
Grants, subsidies and contributions		-	81
Other	2	1,078	932
Total Income		22,312	17,602
EXPENSES			
Employee costs	3	7,476	6,386
Materials, contracts & other expenses	3	12,184	9,303
Finance costs	3	354	246
Depreciation & amortisation	3	2,108	2,043
Total Expenses		22,122	17,978
OPERATING SURPLUS		190	(376)
Asset disposal & fair value adjustments	4	143	7
NET SURPLUS		333	(369)
Other Comprehensive Income		-	-
Total Other Comprehensive Income		-	-
TOTAL COMPREHENSIVE INCOME		333	(369)

This Statement is to be read in conjunction with the attached Notes.

Financial Statements

2022-2023

STATEMENT OF FINANCIAL POSITION for the year ended 30 June 2023

	Notes	2023 \$'000	2022 \$'000
ASSETS			
Current Assets			
Cash and cash equivalents	5	3,953	2,001
Trade & other receivables	5	746	935
Inventory		43	50
Total Current Assets		4,742	2,986
Non-current Assets			
Property, Plant & Equipment	6	9,510	8,542
Total Non-current Assets		9,510	8,542
Total Assets		14,252	11,528
LIABILITIES			
Current Liabilities			
Trade & Other Payables	7	1,266	1,436
Provisions	7	871	778
Borrowings	7	2,306	1,940
Total Current Liabilities		4,443	4,154
Non-current Liabilities			
Borrowings	7	8,490	6,410
Provisions	7	136	114
Total Non-current Liabilities		8,626	6,524
Total Liabilities		13,069	10,678
Net Assets		1,183	850
EQUITY			
Accumulated Surplus		1,183	850
Total Equity		1,183	850

This Statement is to be read in conjunction with the attached Notes.



EastWaste

Financial Statements

2022-2023

STATEMENT OF CHANGES IN EQUITY for the year ended 30 June 2023

	Accumulated Surplus \$'000	Total Equity \$'000
Balance at start of period - 1 July 2022	850	850
Net Surplus for Year	333	333
Other Comprehensive Income		
Contributed Equity	-	-
Distributions to Member Councils	-	-
Balance at end of period - 30 June 2023	1,183	1,183
 Balance at start of period - 1 July 2021	 1,219	 1,219
Net Surplus for Year	(369)	(369)
Other Comprehensive Income		
Contributed Equity	-	-
Distributions to Member Councils	-	-
Balance at end of period - 30 June 2022	850	850

This Statement is to be read in conjunction with the attached Notes.

Financial Statements

2022-2023

STATEMENT OF CASH FLOWS for the year ended 30 June 2023

	Notes	2023 \$'000	2022 \$'000
CASH FLOWS FROM OPERATING ACTIVITIES			
Operating receipts		22,455	17,400
Investment receipts		46	9
Employee costs		(7,361)	(6,245)
Materials, contracts & other expenses		(12,397)	(9,613)
Finance payments		(304)	(258)
Net cash provided by operating activities	8	2,439	1,293
CASH FLOWS FROM INVESTING ACTIVITIES			
Sale of replaced assets	4	145	86
Expenditure on renewal/replacement of assets	6	(587)	(2,305)
Expenditure on new/upgraded assets	6	(2,484)	(244)
Net cash used in investing activities		(2,926)	(2,463)
CASH FLOWS FROM FINANCING ACTIVITIES			
Proceeds from Borrowings		4,525	2,031
Repayments of Borrowings		(1,815)	(1,791)
Repayment of lease liabilities		(271)	(237)
Net cash provided by (used in) financing activities		2,439	3
Net Increase (Decrease) in cash held		1,952	(1,167)
Cash & cash equivalents at beginning of period	5	2,001	3,168
Cash & cash equivalents at end of period	5	3,953	2,001

This Statement is to be read in conjunction with the attached Notes.

Financial Statements

2022-2023

NOTES TO AND FORMING PART OF THE FINANCIAL STATEMENTS for the year ended 30 June 2023

NOTE 1 - SIGNIFICANT ACCOUNTING POLICIES

The principal accounting policies adopted in the preparation of the financial report are set out below. These policies have been consistently applied to all the years presented, unless otherwise stated.

1 Basis of Preparation

1.1 Compliance with Australian equivalents to International Financial Reporting Standards

This general purpose financial report has been prepared in accordance with Australian Accounting Standards as they apply to not-for-profit entities, other authoritative pronouncements of the Australian Accounting Standards Board, Interpretations and relevant South Australian legislation.

The financial report was authorised for issue by certificate under regulation 14 of the Local Government (Financial Management) Regulations 2011.

The Authority is a Local Government Authority Section 43 Regional Subsidiary under the control of the Adelaide Hills Council, City of Burnside, Campbelltown City Council, City of Mitcham, City of Norwood, Payneham & St Peters, City of Prospect, The City of Unley and the Corporation of the Town of Walkerville.

The eight Member Councils have an equity share and the Board comprises a Director from each Council and an Independent Chair appointed by the absolute majority of the Member Councils.

1.2 Historical Cost Convention

Except where stated below, these financial statements have been prepared in accordance with the historical cost convention.

1.3 Critical Accounting Estimates

The preparation of financial statements in conformity with Australian Accounting Standards which requires the use of certain critical accounting estimates, and requires management to exercise its judgement in applying the Authority's accounting policies.

The areas involving a higher degree of judgement or complexity, or areas where assumptions and estimates are significant to the financial statements are specifically referred to in the relevant sections of this Note.

1.4 Rounding

All amounts in the financial statements have been rounded to the nearest thousand dollars (\$'000).

2 The Local Government Reporting Entity

Eastern Waste Management Authority Inc. operates as a regional subsidiary and is incorporated under the *SA Local Government Act 1999*. Its principal place of business is at 1 Temple Court Ottoway.

3 Income Recognition

The Authority recognises revenue under AASB 1058 Income of Not-for-Profit Entities (AASB 1058) or AASB 15 Revenue from Contracts with Customers (AASB 15) when appropriate. In cases where there is an 'enforceable' contract with a customer with 'sufficient specific' performance obligations, the transaction is accounted for under AASB 15 where income is recognised when (or as) the performance obligations are satisfied.

Revenue is measured based on the consideration to which the Authority expects to be entitled in a contract with a customer. In other cases, AASB 1058 applies when a not-for-profit (NFP)

Financial Statements

2022-2023

NOTES TO AND FORMING PART OF THE FINANCIAL STATEMENTS for the year ended 30 June 2023

NOTE 1 - SIGNIFICANT ACCOUNTING POLICIES (Cont.)

entity enters into a transaction where the consideration to acquire the asset is significantly less than the fair value of the asset principally to enable the entity to further its objectives.

The excess of the asset recognised (at fair value) over any 'related amounts' is recognised as income immediately, except in the case where a financial asset that has been received to enable the Authority to acquire or construct a recognisable non-financial asset that is to be controlled by the Authority. In this case, the Authority recognises the excess as a liability that is recognised over time in profit and loss when (or as) the Authority satisfies its obligations under the transfer.

4 Cash, Cash Equivalents and other Financial Instruments

Cash Assets include all amounts readily convertible to cash on hand at the Authority's option with an insignificant risk of changes in value with a maturity of three months or less from the date of acquisition.

Receivables are generally unsecured and do not bear interest. All receivables are reviewed as at the reporting date and adequate allowance made for amounts the receipt of which is considered doubtful.

All financial instruments are recognised at fair value at the date of recognition. A detailed statement of the accounting policies applied to financial instruments forms part of Note 9.

5 Property, Plant & Equipment

5.1 Initial Recognition

All assets are initially recognised at cost. Cost is determined as the fair value of the assets given as consideration plus costs incidental to the acquisition.

All non-current assets purchased or constructed are capitalised as the expenditure is incurred and depreciated as soon as the asset is held "ready for use".

5.2 Materiality

Assets with an economic life in excess of one year are only capitalised where the cost of acquisition exceeds materiality thresholds established by the Authority for each type of asset. In determining (and in annually reviewing) such thresholds, regard is had to the nature of the asset and its estimated service life.

5.3 Depreciation of Non-Current Assets

Property, plant and equipment assets are systematically depreciated over their useful lives in a manner which reflects the consumption of the service potential embodied in those assets.

Depreciation is recognised on a straight-line basis. Major depreciation periods for each class of asset are shown below. Depreciation periods for infrastructure assets have been estimated based on the best information available to the Authority, but appropriate records covering the entire life cycle of these assets are not available, and extreme care should be used in interpreting financial information based on these estimates.

Asset Class	Estimated Useful Lives	Capitalisation Threshold
Plant, Machinery & Equipment	3-10 Years	>\$1,000
Buildings & Other Structures	5-20 Years	>\$1,000
Right-of-use-assets	Over period of expected lease	n/a

Depreciation methods, useful lives and residual values of classes of assets are reviewed annually.

Financial Statements

2022-2023

NOTES TO AND FORMING PART OF THE FINANCIAL STATEMENTS for the year ended 30 June 2023

NOTE 1 - SIGNIFICANT ACCOUNTING POLICIES (Cont.)

5.4 Impairment

Assets that are subject to depreciation are reviewed for impairment whenever events or changes in circumstances indicate that the carrying amount may not be recoverable.

An impairment loss is recognised for the amount by which the asset's carrying amount exceeds its recoverable amount (which is the higher of the present value of future cash outflows or value in use).

For assets whose future economic benefits are not dependent on the ability to generate cash flows, and where the future economic benefits would be replaced if the Authority were deprived thereof, the value in use is the depreciated replacement cost. In assessing impairment for these assets, a rebuttable assumption is made that the current replacement cost exceeds the original cost of acquisition.

6 Payables

6.1 Goods & Services

Creditors are amounts due to external parties for the supply of goods and services and are recognised as liabilities when the goods and services are received. Creditors are normally paid 30 days after the month of invoice. No interest is payable on these amounts.

7 Employee Benefits

7.1 Salaries, Wages & Compensated Absences

Liabilities for employees' entitlements to salaries, wages and compensated absences expected to be paid or settled within 12 months of reporting date are accrued at nominal amounts (including payroll based oncosts) measured in accordance with AASB 119.

Liabilities for employee benefits not expected to be paid or settled within 12 months are measured as the present value of the estimated future cash outflows (including payroll based oncosts) to be made in respect of services provided by employees up to the reporting date. Present values are calculated using government guaranteed securities rates with similar maturity terms.

The Authority recognises a liability for employee benefits relating to rostered day off (RDO) entitlements in Note 7 given entitlements are paid-out on termination of employment. Experience indicates that RDO entitlements are generally taken given there is a cap applied to the level of RDO entitlements allowed to be accrued.

No accrual is made for sick leave as the Authority's experience indicates that, on average, sick leave taken in each reporting period is less than the entitlement accruing in that period, and this experience is expected to recur in future reporting periods. The Authority does not make payment for untaken sick leave.

7.2 Superannuation

The Authority makes employer superannuation contributions in respect of its employees to Hostplus (formerly Statewide Super and prior to that the Local Government Superannuation Scheme).

The Scheme has two types of membership, each of which is funded differently.

Waste it?
You can
Compost it.



EastWaste

Financial Statements

2022-2023

NOTES TO AND FORMING PART OF THE FINANCIAL STATEMENTS for the year ended 30 June 2023

NOTE 1 - SIGNIFICANT ACCOUNTING POLICIES (Cont.)

Permanent and contract employees of the South Australian Local Government sector with Salarylink benefits prior to 24 November 2009 have the option to contribute to the Accumulation section and/or Salarylink. All other employees (including casuals) have all contributions allocated to the Accumulation section.

Accumulation only Members

Accumulation only members receive both employer and employee contributions on a progressive basis. Employer contributions are based on a fixed percentage of ordinary time earnings in accordance with Superannuation Guarantee Legislation (10.5% in 2022/23; 10% in 2021/22). No further liability accrues to the Authority as the superannuation benefits accruing to employees are represented by their share of the net assets of the Fund.

Salarylink (Defined Benefit Fund) Members

Salarylink is a defined benefit scheme where the benefit payable is based on a formula determined by the member's contribution rate, number of years and level of contribution and final average salary. The Authority makes employer contributions as determined by the Fund's Trustee based on advice for the appointed Actuary. The rate is currently 6.3% (6.3% in 2021/22) of 'superannuation' salary.

In addition, the Authority makes a separate contribution of 3% of ordinary time earnings for Salarylink members to their Accumulation account. Employees also make member contributions to the Salarylink section of the Fund. As such, assets accumulate in the Salarylink section of the Fund to meet the member's benefits, as defined in the Trust Deed, as they accrue.

The Salarylink section is a multi-employer sponsored plan. As the Salarylink section's assets and liabilities are pooled and are not allocated by each employer, and employees may transfer to another employer within the local government sector and retain membership of the Fund, the Actuary is unable to allocate benefit liabilities, assets and costs between employers. As provided by AASB 119.32(b), the Authority does not use defined benefit accounting for these contributions.

The most recent actuarial investigation was conducted by the Fund's actuary, Louise Campbell, FIAA, of Willis Towers Watson as at 30 June 2021. The Trustee has determined that the current funding arrangements are adequate for the expected Salarylink liabilities. However, future financial and economic circumstances may require changes to the Authority's contribution rates at some future time.

Contributions to Other Superannuation Schemes

The Authority also makes contributions to other superannuation schemes selected by employees under the 'choice of fund' legislation. All such schemes are of the accumulation type, where the superannuation benefits accruing to the employee are represented by their share of the new assets of the scheme, and no further liability attaches to the Authority.

8 Borrowings

Borrowings are initially recognised at fair value, net of transaction costs incurred and are subsequently measured at amortised cost. Any difference between the proceeds (net of transaction costs) and the redemption amount is recognised in the income statement over the period of the borrowings using the effective interest method.

Financial Statements

2022-2023

NOTES TO AND FORMING PART OF THE FINANCIAL STATEMENTS for the year ended 30 June 2023

NOTE 1 - SIGNIFICANT ACCOUNTING POLICIES (Cont.)

Borrowings are carried at their principal amounts which represent the present value of future cash flows associated with servicing the debt. Interest is accrued over the period to which it relates and is recorded as part of 'Payables'.

9 Comparative Information

Comparative information has been reclassified to be consistent with the current year disclosure of equivalent information in accordance with Australian Accounting Standards.

10 Critical Accounting Estimates and Judgements

The Board evaluate estimates and judgements incorporated into the financial report based on historical knowledge and best available current information.

Estimates assume a reasonable expectation of future events and based on current trends and economic data, obtained both externally and within the Authority.

11 New Accounting Standards

The Authority did not apply any new accounting standards during the financial year. There are no new accounting standards, interpretations or amendments which are expected to have a material impact on the accounting policies of the Authority for future periods.

12 Authority Membership

The City of Unley became a Member Council of the Authority in July 2022 and waste collection services commenced for the Council as from 1 August 2022. As a result of The City of Unley becoming a Member Council, additional staff have been employed and trucks ordered to meet the additional services being provided by the Authority.

Financial Statements

2022-2023

NOTES TO AND FORMING PART OF THE FINANCIAL STATEMENTS for the year ended 30 June 2023

NOTE 2 - INCOME

	Notes	2023 \$'000	2022 \$'000
USER CHARGES			
Waste Collection Income		15,607	12,662
Waste Processing Income		5,326	3,677
Administration		255	240
Member Council Waste Collection Rebate		-	-
		21,188	16,579
INVESTMENT INCOME			
Interest on investments			
Local Government Finance Authority		46	10
		46	10
OTHER INCOME			
Bin Supply		382	409
Replacement Bins		681	474
Sundry		15	49
		1,078	932

NOTE 3 - EXPENSES

EMPLOYEE COSTS			
Salaries and Wages		5,615	5,115
Employee leave expense		114	93
Superannuation		508	443
Wages Casual Agency		1,017	500
Workers' Compensation Insurance		128	148
Other		94	87
Total Employee Costs		7,476	6,386

<i>Number of FTE Employees as at reporting date</i>	63	61
---	----	----

Financial Statements

2022-2023

NOTES TO AND FORMING PART OF THE FINANCIAL STATEMENTS for the year ended 30 June 2023

NOTE 3 - EXPENSES (Cont.)

	Notes	2023 \$'000	2022 \$'000
MATERIALS, CONTRACTS & OTHER EXPENSES			
Auditor's Remuneration		11	9
Board Expenses		41	23
Waste Processing Costs		5,354	3,676
Electricity		10	4
Fuel, Gas & Oil		2,041	1,529
Legal Expenses		23	91
Maintenance		2,828	2,323
Parts, Accessories & Consumables		11	17
Printing, Stationery & Postage		33	41
Professional Services		552	487
Registration & Insurance - Trucks		462	299
Sundry		818	804
		12,184	9,303
FINANCE COSTS			
Interest on Loans		338	224
Interest on Leases		16	22
		354	246
DEPRECIATION & AMORTISATION			
Buildings & Other Structures	6	81	54
Plant, Machinery & Equipment	6	1,768	1,733
Right-of-use assets	6	259	256
		2,108	2,043

Financial Statements

2022-2023

NOTES TO AND FORMING PART OF THE FINANCIAL STATEMENTS for the year ended 30 June 2023

NOTE 4 - ASSET DISPOSALS

	Notes	2023 \$'000	2022 \$'000
Proceeds from disposal		145	86
Less: Carrying amount of assets sold		(2)	(79)
Gain (Loss) on disposal		143	7

NOTE 5 - CURRENT ASSETS

CASH & CASH EQUIVALENTS

Cash on Hand and at Bank	3,724	1,818
Deposits at Call	229	183
	3,953	2,001

TRADE & OTHER RECEIVABLES

Debtors - general	718	901
Accrued Income	28	34
	746	935

Financial Statements

2022-2023

NOTES TO AND FORMING PART OF THE FINANCIAL STATEMENTS for the year ended 30 June 2023

NOTE 6 - PROPERTY, PLANT & EQUIPMENT

	Notes	2023 \$'000	2022 \$'000
Buildings & Other Structures - At Cost		617	569
Accumulated Depreciation		(212)	(146)
		405	423
Plant, Machinery & Equipment - At Cost		19,747	18,929
Accumulated Depreciation		(10,966)	(11,386)
		8,781	7,543
Right-of-use-assets		1,346	1,339
Accumulated Depreciation		(1,022)	(763)
		324	576
Total Property, Plant & Equipment		9,510	8,542

	2022 \$'000							2023 \$'000
	Carrying Value	Additions		Disposal - Cost	Disposal - Accumulated Depreciation	Depreciation	Adjustment	Carrying Value
		New/ Upgrade	Renewal					
Buildings & Other Structures	423	65	-	(17)	15	(81)	-	405
Plant, Machinery & Equipment	7,543	2,419	587	(2,188)	2,188	(1,768)	-	8,781
Right-of-use-asset	576	-	-	-	-	(259)	7	324
	8,542	2,484	587	(2,205)	2,203	(2,108)	7	9,510
2022 (\$'000)	8,098	244	2,304	(1,049)	970	(2,043)	18	8,542

Financial Statements

2022-2023

NOTES TO AND FORMING PART OF THE FINANCIAL STATEMENTS for the year ended 30 June 2023

NOTE 7 - LIABILITIES

	2023 \$'000		2022 \$'000	
	Current	Non-current	Current	Non-current
TRADE & OTHER PAYABLES				
Goods & Services	1,111	-	1,047	-
Payments received in advance	80	-	80	-
Accrued expenses - other	75	-	80	-
	1,266	-	1,436	-
BORROWINGS				
Loans	2,017	8,413	1,673	6,050
Lease Liabilities	289	77	267	360
	2,306	8,490	1,940	6,410
PROVISIONS				
Annual Leave	447	-	388	-
Rostered-Day-Off (RDO)	65	-	25	-
Long Service Leave	359	136	365	114
	871	136	778	114



EastWaste

Financial Statements

2022-2023

NOTES TO AND FORMING PART OF THE FINANCIAL STATEMENTS for the year ended 30 June 2023

NOTE 8 - CASH FLOW RECONCILIATION

	2023 \$'000	2022 \$'000
Total cash & equivalent assets	3,953	2,001
Balances per Cash Flow Statement	<u>3,953</u>	<u>2,001</u>
(a) Reconciliation of Change in Net Assets to Cash Flows from Operating Activities		
Net Surplus (Deficit)	333	(369)
Non-cash items in Statement of Comprehensive Income		
Depreciation	2,108	2,043
Net increase (decrease) in employee benefits	113	119
Net increase (decrease) accrued expenses	234	(12)
(Gain) / Loss on Disposal	(143)	(7)
Lease liability adjustment	7	(18)
	<u>2,652</u>	<u>1,756</u>
Add (Less): Changes in Net Current Assets		
Net (increase) decrease in receivables	189	(235)
Net increase (decrease) in trade & other payables	(404)	(242)
Net increase (decrease) in other provisions	2	14
Net Cash provided by (or used in) operations	<u>2,439</u>	<u>1,293</u>
(b) Financing Arrangements		
Corporate Credit Cards	15	15
Cash Advance Debenture Facility - LGFA	1,000	1,000

Financial Statements

2022-2023

NOTES TO AND FORMING PART OF THE FINANCIAL STATEMENTS for the year ended 30 June 2023

NOTE 9 - FINANCIAL INSTRUMENTS

Recognised Financial Instruments

Bank, Deposits at Call, Short Term Deposits

Accounting Policy: Initially recognised at fair value and subsequently measured at amortised cost.

Terms & conditions: Deposits on Call do not have a maturity period and have an average interest rates of 4.3% (2022: 1.05%).

Carrying amount: approximates fair value due to the short term to maturity.

Receivables - Waste Collection Fees & Associated Charges

Accounting Policy: Initially recognised at fair value and subsequently measured at amortised cost. An impairment provision is recognised using the expected credit loss method.

Carrying amount: approximates fair value (after deduction of any allowance).

Liabilities - Creditors and Accruals

Accounting Policy: Liabilities are recognised for amounts to be paid in the future for goods and services received, whether or not billed to the Authority.

Terms & conditions: Liabilities are normally settled on 30 day terms.

Carrying amount: approximates fair value.

Liabilities - Interest bearing borrowings

Accounting Policy: initially recognised at fair value and subsequently at amortised cost. Interest is charged as an expense using the effective interest rate.

Terms & conditions: secured over future revenues and Member Councils, borrowings are repayable on fixed interest terms. Rates between 1.7% - 5.65% (2022: 1.7% - 5.35%).

Liabilities - Leases

Accounting Policy: accounted for in accordance with AASB 16 as stated in Note 11.

Net Fair Value

All carrying values approximate fair value for all recognised financial instruments. There is no recognised market for the financial assets of the Authority.

Risk Exposures

Credit Risk represents the loss that would be recognised if counterparties fail to perform as contracted. The maximum credit risk on financial assets of the Authority is the carrying amount, net of any provision for doubtful debts. All investments are made with the SA Local Government Finance Authority and Bank SA. There is no material exposure to any individual debtor.

Market Risk is the risk that fair values of financial assets will fluctuate as a result of changes in market prices. All of the Authority's financial assets are denominated in Australian dollars and are not traded on any market, and hence neither market risk nor currency risk apply.

Liquidity Risk is the risk that the Authority will encounter difficulty in meeting obligations with financial liabilities. In accordance with the model Treasury Policy (LGA Information Paper 15), liabilities have a range of maturity dates based on cash inflows. The Authority also has available a range of bank overdraft and short-term draw down facilities that it can access.

Financial Statements

2022-2023

NOTES TO AND FORMING PART OF THE FINANCIAL STATEMENTS for the year ended 30 June 2023

NOTE 9 - FINANCIAL INSTRUMENTS (Cont.)

Interest Rate Risk is the risk that future cash flows will fluctuate because of changes in market interest rates. Most of the Authority's financial instruments are at fixed rates. Any such variations in future cash flows will not be material in effect on either the Authority's incomes or expenditures.

Liquidity Analysis

2023

	≤ 1 year	Maturity > 1 year ≤ 5 years	> 5 years	Non- Interest Bearing	Total
<i>Financial Assets</i>	\$'000	\$'000	\$'000	\$'000	\$'000
Cash & Equivalents	3,953	-	-	-	3,953
Receivables	-	-	-	718	718
Total	3,953	-	-	718	4,671
<i>Financial Liabilities</i>					
Payables	-	-	-	1,111	1,111
Borrowings	2,017	6,998	1,781	-	10,796
Total	2,017	6,998	1,781	1,111	11,907

2022

	≤ 1 year	Maturity > 1 year ≤ 5 years	> 5 years	Non- Interest Bearing	Total
<i>Financial Assets</i>	\$'000	\$'000	\$'000	\$'000	\$'000
Cash & Equivalents	2,001	-	-	-	2,001
Receivables	-	-	-	901	901
Total	2,001	-	-	901	2,902
<i>Financial Liabilities</i>					
Payables	-	-	-	1,047	1,047
Borrowings	1,940	4,972	1,438	-	8,350
Total	1,940	4,972	1,438	1,047	9,397

Financial Statements

2022-2023

NOTES TO AND FORMING PART OF THE FINANCIAL STATEMENTS for the year ended 30 June 2023

NOTE 10 - CAPITAL EXPENDITURE COMMITMENTS

The Authority has capital expenditure commitments totalling an estimated \$2.082 million as at reporting date.

NOTE 11 - LEASES

Authority as a lessee

Right-of-use-assets

The Authority leases its administrative and depot facilities at Ottoway.

	Buildings & Other Structures \$'000	Total \$'000
At 1 July 2022	576	576
Additions of right-of-use-assets	-	-
Depreciation Charge	(259)	(259)
Adjustments to right-of-use-assets	7	7
At 30 June 2023	324	324

Set out below are the carrying amounts of lease liabilities and the movements during the period:

	\$'000
At 1 July 2022	627
Additions	-
Accretion of interest	16
Payments	(269)
Adjustments to lease liability	7
At 30 June 2023	365
Current	289
Non-Current	76

NOTE 12 - POST BALANCE DATE EVENTS

There were no events after reporting date that occurred that require to be reported.

Financial Statements

2022-2023

NOTES TO AND FORMING PART OF THE FINANCIAL STATEMENTS for the year ended 30 June 2023

NOTE 13 - RELATED PARTY TRANSACTIONS

The Key Management Personnel include the Chair of the Board, Chief Executive and other prescribed officers as defined under Section 112 of the *Local Government Act 1999*. In all, 5 persons were paid the following total compensation:

	2023 \$'000	2022 \$'000
Salaries, allowances & other short term benefits	599	483
TOTAL	599	483

Transactions with Related Parties:

The following transactions occurred with Related Parties:

Related Party Entity	Sale of Goods and Services (\$'000)	Amounts Outstanding from Related Parties (\$'000)	Description of Services Provided to Related Parties
Adelaide Hills Council	3,591	81	Provision of kerbside waste collection and hard waste collection services
City of Burnside	3,491	97	Provision of kerbside waste collection and hard waste collection services
City of Mitcham	3,401	166	Provision of kerbside waste collection and hard waste collection services
City of Norwood, Payneham & St Peters	3,233	80	Provision of kerbside waste collection and hard waste collection services
City of Prospect	1,590	100	Provision of kerbside waste collection and hard waste collection services
City of Unley	3,082	104	Provision of kerbside waste collection and hard waste collection services
Corporation of the City of Campbelltown	2,894	27	Provision of kerbside waste collection and hard waste collection services
Corporation of the Town of Walkerville	600	21	Provision of kerbside waste collection and hard waste collection services

The Related Parties disclosed above are equity owners of the Authority and are referred to as Member Councils. Member Councils have equal representation on the Board of the Authority and accordingly have significant influence on the financial and operating decisions of the Authority. No one Member Council individually has control of those policies.

Financial Statements 2022-2023

CERTIFICATION OF AUDITOR INDEPENDENCE



Bentleys SA Audit Partnership

Level 5
63 Pirie Street
Adelaide SA 5000

GPO Box 939
Adelaide SA 5001

ABN 43 877 091 903

T +61 8 8372 7900
F +61 8 8372 7999

admin@adel.bentleys.com.au
bentleys.com.au

Certification of Auditor Independence

I confirm that, for the audit of the financial statements of Eastern Waste Management Authority Inc for the year ended 30 June 2023, I have maintained my independence in accordance with the requirements of APES 110 – Code of Ethics for Professional Accountants, Section 290, published by the Accounting Professional and Ethical Standards Board, in accordance with the Local Government Act 1999 and the Local Government (Financial Management) Regulations 2011 made under that Act.

This statement is prepared in accordance with the requirements of Regulation 22 (5) Local Government (Financial Management) Regulations 2011.

Bentleys SA Audit Partnership

David Francis
Partner

Dated at Adelaide this 30th August 2023



A member of Bentleys, a network of independent advisory and accounting firms located throughout Australia, New Zealand and China that trade as Bentleys. All members of the Bentleys Network are affiliated only, are separate legal entities and not in partnership. Liability limited by a scheme approved under Professional Standards Legislation. A member of Allinial Global – an association of independent accounting and consulting firms.



Advisors

Accountants

Auditors

Financial Statements 2022-2023

INDEPENDENT AUDITOR'S REPORT



Bentleys SA Audit Partnership

Level 5
63 Pirie Street
Adelaide SA 5000

GPO Box 939
Adelaide SA 5001

ABN 43 877 091 903

T +61 8 8372 7900
F +61 8 8372 7999

admin@adel.bentleys.com.au
bentleys.com.au

INDEPENDENT AUDITOR'S REPORT TO THE MEMBERS OF THE EASTERN WASTE MANAGEMENT AUTHORITY INC

Opinion

We have audited the accompanying financial report of the Eastern Waste Management Authority Inc, which comprises the statement of financial position as at 30 June 2023, the statement of comprehensive income, statement of changes in equity and statement of cash flows for the year then ended, and notes to the financial statements, including a summary of significant accounting policies and the Certification of the Financial Statements.

In our opinion, the financial report gives a true and fair view of the financial position of the Eastern Waste Management Authority Inc as of 30 June 2023, and of its financial performance and its cash flows for the year then ended in accordance with Australian Accounting Standards and the *Local Government Act 1999* and the *Local Government (Financial Management) Regulations 2011*.

Basis for Opinion

We conducted our audit in accordance with Australian Auditing Standards. Our responsibilities under those standards are further described in the Auditor's Responsibilities for the Audit of the Financial Report section of our report. We are independent of the entity in accordance with the ethical requirements of the Accounting Professional and Ethical Standards Board's APES 110 *Code of Ethics for Professional Accountants* (the Code) that are relevant to our audit of the financial report in Australia. We have also fulfilled our other ethical responsibilities in accordance with the Code.

We believe that the audit evidence we have obtained is sufficient and appropriate to provide a basis for our opinion.

Responsibilities of Management and Those Charged with Governance for the Financial Report

Management is responsible for the preparation of the financial report, which gives a true and fair view in accordance with Australian Accounting Standards and the *Local Government Act 1999* and the *Local Government (Financial Management) Regulations 2011*, and for such internal control as the committee and management determines is necessary to enable the preparation of a financial report that gives a true and fair view and is free from material misstatement, whether due to fraud or error.

In preparing the financial report, management is responsible for assessing the entity's ability to continue as a going concern, disclosing, as applicable, matters relating to going concern and using the going concern basis of accounting unless management either intends to liquidate the entity or to cease operations, or has no realistic alternative but to do so.

Those charged with governance are responsible for overseeing the entity's financial reporting process.



A member of Bentleys, a network of independent advisory and accounting firms located throughout Australia, New Zealand and China that trade as Bentleys. All members of the Bentleys Network are affiliated only, are separate legal entities and not in partnership. Liability limited by a scheme approved under Professional Standards Legislation. A member of Allinial Global – an association of independent accounting and consulting firms.



Financial Statements 2022-2023

INDEPENDENT AUDITOR'S REPORT



Auditor's Responsibilities for the Audit of the Financial Report

Our objectives are to obtain reasonable assurance about whether the financial report as a whole is free from material misstatement, whether due to fraud or error, and to issue an auditor's report that includes our opinion. Reasonable assurance is a high level of assurance, but is not a guarantee that an audit conducted in accordance with the Australian Auditing Standards will always detect a material misstatement when it exists. Misstatements can arise from fraud or error and are considered material if, individually or in the aggregate, they could reasonably be expected to influence the economic decisions of users taken on the basis of this financial report.

A further description of our responsibilities for the audit of the financial report is located at the Auditing and Assurance Standards Board website at <http://www.auasb.gov.au/Home.aspx>. This description forms part of our auditor's report.

BENTLEYS SA AUDIT PARTNERSHIP

DAVID FRANCIS
PARTNER

Dated at Adelaide this 22nd day of September 2023

East Waste is on a transformational path moving solely from a reactive waste collection logistics business to a broader resource manager and active community behaviour change agent.





EastWaste



1 Temple Court
Ottoway SA 5013



PO Box 26
Mansfield Park SA 5012



08 8347 5111



east@eastwaste.com



EastWasteSA



@East_Waste



East Waste - Eastern Waste
Management Authority



eastwaste.com.au